

# Australian Perry Agricultural Laboratory



**Customer:**  
A FARMER

**Advisor:**  
ABC PASTORAL CO

**Sample Name:**  
RIVER PDK

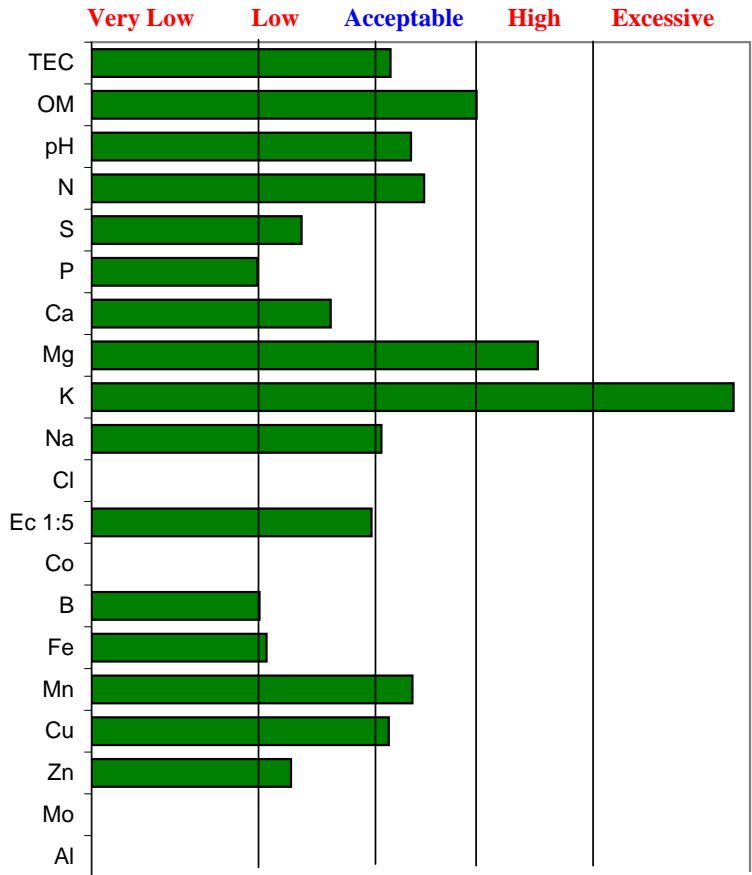
**Crop:**  
PASTURE

Control 9825

Lab No.: D0019

Date: 16-Jun-08

	Unit	Desired Level	Level Found
Total Exchange Capacity (TEC)		12-25	14.50
Colloidal Organic Matter %		4.0 - 6.0	6.10
pH (Water)		6.0 - 6.5	6.20



Anions		Unit	Desired Level	Level Found
	Nitrogen (N)	kg/ha	90 - 120	106
NO 3	ppm		*	
NH 3	ppm		*	
Sulphate (S)	ppm	20 - 30	15	
Phosphorus (Olsen)	ppm	18-28	pH<7.5	
Phosphorus (Bray 2)	kg/ha	123	70	
<b>Deficit</b>	kg/ha	Units P	53	
Phosphate Recovery	%	100	56	

Cations		ppm	kg/ha
	Calcium (Ca)	Desired	1970
	Found	1634	3672
	<b>Deficit</b>		756
Magnesium (Mg)	Desired	208	468
	Found	287	645
	<b>Deficit</b>		0
Potassium (K)	Desired	217	487
	Found	500	1123
	<b>Deficit</b>		0
Sodium(Na)	Found	35	78

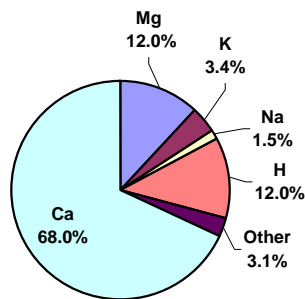
Chlorides (Cl)	ppm	<250	*
Salinity EC 1:5	dS/m	<0.15	0.05

Trace Elements		ppm	Desired Level	Level Found
	Cobalt (Co)	ppm	>1.5	*
Boron (B)	ppm	>0.8	0.48	
Iron (Fe)	ppm	100 - 400	50.00	
Manganese (Mn)	ppm	80 - 140	118.00	
Copper (Cu)	ppm	>2.0	2.70	
Zinc (Zn)	ppm	>8.0	5.70	
Molybdenum (Mo)	ppm	0.8 - 1.2	*	
Aluminium (Al)	ppm	<2.0	*	

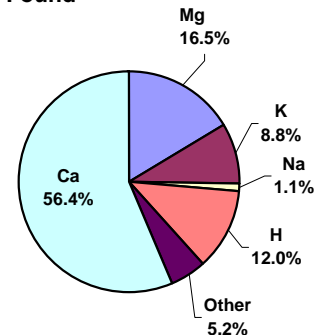
Base Saturation %			Desired	Found
	Ca:Mg RATIO			5.67
Calcium	% Ca	68.0	56.40	
Magnesium	% Mg	12.0	16.50	
Potassium	% K	3.8	8.80	
Sodium	% Na	1.5	1.10	
Other Bases	%	2.7	5.20	
Exchangeable Hydrogen	% H	12.0	12.00	

### Base Saturation Percentages

Desired



Found



### Additional Comments:

The following show the kg/ha of deficient elements required to bring the soil to the ideal level:

PHOSPHORUS	53	BORON	0.6	COBALT	n req
MAGNESIUM	nd	IRON	20	MO	n req
POTASSIUM	nd	MANGANESE	nd		
CALCIUM	756	COPPER	nd		
SULPHUR	15	ZINC	4.6		

\* This test is available but not requested by client.

nd = not deficient

n req = not requested